

FIRE RESISTANT CABLES

N2XY 1 x (1.5-800) mm² 0.6/1 kV

Cu / Mica / XLPE / PVC

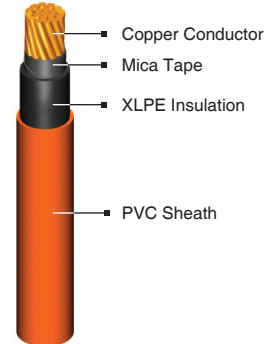
(Copper Conductor, Mica Tape, XLPE Insulated, PVC Sheathed)
 Standard Specification : IEC 60502-1 and IEC 60331

Construction Data

Nom. Cross Section Area	Overall Diameter	Cable Weight
	approx.	approx.
mm ²	mm	kg/km
1.5	6.8	58
2.5	7.2	72
4	7.8	92
6	8.4	115
10	9.4	162
16	10.4	222
25	12.2	332
35	13.3	427
50	15.0	576
70	16.9	782
95	18.9	1,030
120	21.0	1,274
150	23.0	1,550
185	25.5	1,951
240	29.0	2,543
300	31.5	3,080
400	35.0	3,935
500	39.5	5,025
630	44.0	6,526
800	49.0	8,181

Application :

For wiring of fire resistant safety circuits, such as fire alarm system, emergency lighting and power, public address and emergency voice communication systems in highrise building, control and instrumentation services in industrial, commercial and residential complexes.



Special Features on Request

- Oil Resistance
- UV Resistance
- Flame Retardant Cat. A, B, C
- Flame Retardant Non Category
- Heat Resistance
- Anti Termite
- Anti Rodent
- Low Smoke Zero Halogen
- Nylon Coated

Note :

Conductor Shape

1.5 - 10 sqmm supplied in solid (re) or non compacted circular stranded (rm) conductor shape

16 sqmm supplied in non compacted circular stranded (rm) conductor shape

25 - 800 sqmm supplied in non compacted circular stranded (rm) or compacted circular stranded (cm) conductor shape

Standard Packing

1.5 - 10 sqmm supplied in coil @ 100 m

16 - 400 sqmm supplied in wooden drum @ 1000 m

500 - 800 sqmm supplied in wooden drum on available length

Length Tolerance per drum ± 2%

Electrical Data

Nom. Cross Sect.	Conductor		Inductance		Current - Carrying Capacity at 30° C *				Short circuit current at 1 sec
	DC Resistance at 20°C	AC Resistance at 90°C	Trefoil formation	Flat formation	⊗⊗		⊙⊙⊙		
					in air	in ground	in air	in ground	
(mm ²)	Max. (Ω/km)	Max. (Ω/km)	(mH/km)	(mH/km)	Max. (A)	Max. (A)	Max. (A)	Max. (A)	Max. (kA)
1.5	12.1	15.429	0.478	0.524	25	33	26	33	0.21
2.5	7.41	9.449	0.441	0.487	34	43	35	43	0.36
4	4.61	5.878	0.409	0.455	45	56	46	55	0.57
6	3.08	3.927	0.387	0.433	57	69	58	68	0.86
10	1.83	2.333	0.356	0.402	78	92	80	91	1.43
16	1.15	1.466	0.333	0.379	104	118	107	117	2.29
25	0.727	0.927	0.317	0.363	141	152	145	151	3.58
35	0.524	0.668	0.303	0.349	173	182	178	180	5.01
50	0.387	0.494	0.290	0.336	213	216	220	214	7.15
70	0.268	0.342	0.280	0.326	271	265	279	261	10.01
95	0.193	0.247	0.272	0.318	335	316	346	312	13.59
120	0.153	0.196	0.268	0.314	392	359	404	355	17.16
150	0.124	0.160	0.267	0.313	451	403	466	397	21.45
185	0.0991	0.128	0.265	0.311	526	455	543	449	26.46
240	0.0754	0.099	0.260	0.306	630	527	650	519	34.32
300	0.0601	0.080	0.255	0.301	728	593	751	584	42.90
400	0.0470	0.064	0.254	0.300	848	671	875	660	57.20
500	0.0366	0.052	0.251	0.297	985	757	1018	744	71.50
630	0.0283	0.043	0.247	0.293	1141	849	1179	834	90.09
800	0.0221	0.036	0.244	0.291	1295	937	1339	921	114.40

FIRE RESISTANT CABLES

N2XY 2 x (1.5-300) mm² 0.6/1 kV

Cu / Mica / XLPE / PVC

(Copper Conductor, Mica Tape, XLPE Insulated, PVC Sheathed)

Standard Specification : IEC 60502-1 and IEC 60331

Construction Data

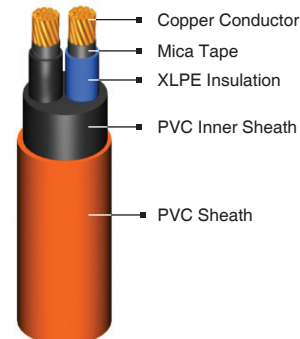
Nom. Cross Section Area	Overall Diameter	Cable Weight
	approx.	approx.
mm ²	mm	kg/km
1.5	14.5	255
2.5	15.5	301
4	16.6	363
6	18.0	441
10	19.9	582
16	22.0	758
25	25.0	1,050
35	27.5	1,324
50	30.0	1,626
70	34.5	2,248
95	38.0	2,873
120	41.5	3,486
150	46.5	4,337
185	51.0	5,256
240	56.5	6,644
300	62.5	8,207

Application :

For wiring of fire resistant safety circuits, such as fire alarm system, emergency lighting and power, public address and emergency voice communication systems in highrise building, control and instrumentation services in industrial, commercial and residential complexes.

Special Features on Request

- Oil Resistance
- UV Resistance
- Flame Retardant Cat. A, B, C
- Flame Retardant Non Category
- Anti Termite
- Anti Rodent
- Low Smoke Zero Halogen
- Nylon Coated



Note :

Conductor Shape

1.5 - 10 sqmm supplied in solid (re) or non compacted circular stranded (rm) conductor shape

16 sqmm supplied in non compacted circular stranded (rm) conductor shape

25 - 300 sqmm supplied in compacted circular stranded (cm) conductor shape

Standard Packing

1.5 - 120 sqmm supplied in wooden drum @ 1000 m

150 - 300 sqmm will be supplied in wooden drum on available length

Length Tolerance per drum \pm 2%

Electrical Data

Nom. Cross Sect.	Conductor		Inductance (mH/km)	Current - Carrying Capacity at 30°C *		Short circuit current at 1 sec Max. (kA)
	DC Resistance at 20°C	AC Resistance at 90°C		Capacity		
				in air	in ground	
(mm ²)	Max. (Ω /km)	Max. (Ω /km)	Max. (A)	Max. (A)		
1.5	12.1	15.429	0.315	29	34	0.21
2.5	7.41	9.449	0.293	38	44	0.36
4	4.61	5.878	0.275	50	58	0.57
6	3.08	3.927	0.263	64	73	0.86
10	1.83	2.334	0.248	88	98	1.43
16	1.15	1.466	0.238	116	128	2.29
25	0.727	0.927	0.240	154	165	3.58
35	0.524	0.668	0.233	190	199	5.01
50	0.387	0.494	0.232	230	236	7.15
70	0.268	0.342	0.229	292	292	10.01
95	0.193	0.247	0.224	356	348	13.59
120	0.153	0.196	0.223	414	397	17.16
150	0.124	0.160	0.224	474	445	21.45
185	0.0991	0.128	0.225	544	502	26.46
240	0.0754	0.099	0.223	644	582	34.32
300	0.0601	0.080	0.221	737	654	42.90

FIRE RESISTANT CABLES

N2XY 3 x (1.5-300) mm² 0.6/1 kV

Cu / Mica / XLPE / PVC

(Copper Conductor, Mica Tape, XLPE Insulated, PVC Sheathed)
Standard Specification : IEC 60502-1 and IEC 60331

Construction Data

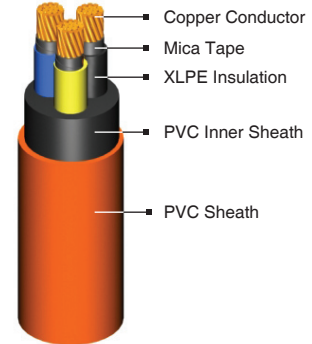
Nom. Cross Section Area	Overall Diameter	Cable Weight
	approx.	approx.
mm ²	mm	kg/km
1.5	15.2	282
2.5	16.2	338
4	17.4	415
6	18.9	511
10	21.0	689
16	23.5	915
25	26.5	1,289
35	29.0	1,646
50	32.0	2,039
70	37.0	2,828
95	40.5	3,682
120	44.5	4,496
150	50.0	5,575
185	54.5	6,814
240	61.0	8,794
300	66.5	10,755

Application :

For wiring of fire resistant safety circuits, such as fire alarm system, emergency lighting and power, public address and emergency voice communication systems in highrise building, control and instrumentation services in industrial, commercial and residential complexes.

Special Features on Request

- Oil Resistance
- UV Resistance
- Flame Retardant Cat. A, B, C
- Flame Retardant Non Category
- Anti Termite
- Anti Rodent
- Low Smoke Zero Halogen
- Nylon Coated



Note :

Conductor Shape

1.5 - 10 sqmm supplied in solid (re) or non compacted circular stranded (rm) conductor shape
16 sqmm supplied in non compacted circular stranded (rm) conductor shape
25 - 300 sqmm supplied in compacted circular stranded (cm) conductor shape
Standard Packing

Standard Packing

1.5 - 95 sqmm supplied in wooden drum @ 1000 m
120 - 300 sqmm will be supplied in wooden drum on available length
Length Tolerance per drum ± 2%

Electrical Data

Nom. Cross Sect.	Conductor		Inductance	Current - Carrying Capacity at 30°C *		Short circuit current at 1 sec
	DC Resistance at 20°C	AC Resistance at 90°C		in air	in ground	
	Max. (Ω/km)	Max. (Ω/km)		Max. (A)	Max. (A)	
(mm ²)			(mH/km)			(kA)
1.5	12.1	15.429	0.315	21	28	0.21
2.5	7.41	9.449	0.293	32	37	0.36
4	4.61	5.878	0.275	43	49	0.57
6	3.08	3.927	0.263	54	61	0.86
10	1.83	2.334	0.248	74	83	1.43
16	1.15	1.467	0.238	99	107	2.29
25	0.727	0.927	0.240	131	139	3.58
35	0.524	0.669	0.233	162	167	5.01
50	0.387	0.494	0.232	200	203	7.15
70	0.268	0.343	0.229	252	248	10.01
95	0.193	0.247	0.224	309	298	13.59
120	0.153	0.197	0.223	359	339	17.16
150	0.124	0.160	0.224	411	379	21.45
185	0.0991	0.129	0.225	475	430	26.46
240	0.0754	0.099	0.223	562	497	34.32
300	0.0601	0.081	0.221	645	560	42.90

FIRE RESISTANT CABLES

N2XY 4 x (1.5-300) mm² 0.6/1 kV

Cu / Mica / XLPE / PVC

(Copper Conductor, Mica Tape, XLPE Insulated, PVC Sheathed)

Standard Specification : IEC 60502-1 and IEC 60331

Construction Data

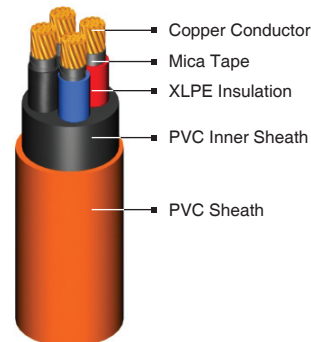
Nom. Cross Section Area	Overall Diameter	Cable Weight
	approx.	approx.
mm ²	mm	kg/km
1.5	16.3	323
2.5	17.5	392
4	18.8	488
6	20.5	606
10	23.0	839
16	25.5	1,125
25	29.0	1,602
35	32.0	2,073
50	36.0	2,628
70	41.0	3,586
95	44.5	4,700
120	50.0	5,848
150	55.5	7,148
185	61.0	8,849
240	67.5	11,313
300	74.0	13,867

Application :

For wiring of fire resistant safety circuits, such as fire alarm system, emergency lighting and power, public address and emergency voice communication systems in highrise building, control and instrumentation services in industrial, commercial and residential complexes.

Special Features on Request

- Oil Resistance
- UV Resistance
- Flame Retardant Cat. A, B, C
- Flame Retardant Non Category
- Anti Termite
- Anti Rodent
- Low Smoke Zero Halogen
- Nylon Coated



Note :

Conductor Shape

1.5 - 10 sqmm supplied in solid (re) or non compacted circular stranded (rm) conductor shape

25 - 300 sqmm supplied in compacted circular stranded (cm) conductor shape

Standard Packing

1.5 - 70 sqmm supplied in wooden drum @ 1000 m

95 - 300 sqmm will be supplied in wooden drum on available length

Length Tolerance per drum $\pm 2\%$

Electrical Data

Nom. Cross Sect.	Conductor		Inductance	Current - Carrying Capacity at 30°C *		Short circuit current at 1 sec
	DC Resistance at 20°C	AC Resistance at 90°C		Capacity		
				in air	in ground	
(mm ²)	Max. (Ω/km)	Max. (Ω/km)	Max. (A)	Max. (A)	Max. (kA)	
1.5	12.1	15.429	0.315	27	31	0.21
2.5	7.41	9.449	0.293	35	41	0.36
4	4.61	5.878	0.275	47	53	0.57
6	3.08	3.927	0.263	59	67	0.86
10	1.83	2.334	0.248	81	89	1.43
16	1.15	1.467	0.238	108	116	2.29
25	0.727	0.927	0.240	146	151	3.58
35	0.524	0.669	0.233	180	181	5.01
50	0.387	0.494	0.232	212	208	7.15
70	0.268	0.343	0.229	265	254	10.01
95	0.193	0.247	0.224	327	305	13.59
120	0.153	0.197	0.223	379	347	17.16
150	0.124	0.160	0.224	442	392	21.45
185	0.0991	0.129	0.225	504	441	26.46
240	0.0754	0.099	0.223	597	511	34.32
300	0.0601	0.081	0.221	685	576	42.90